



# ARTS at the Strategic Centre



# ARTS Development




**Education**

**Community Arts**

**Cross Agency &  
Departmental**

**Project Development**

**Public Art**



# ARTS Focus

Arts + Health

Young People

Dance Initiative

Cultural Programme

Arts Grants

Commissioning Designs  
and Projects

Festival Support

Performance

Fundraising for Projects

Music Initiative



# Measure Cultural Arts Activities (participants + audience)

SBC Arts Development Priorities	Number of participants so far	
	<i>participants</i>	<i>audience</i>
Education	1822	1130
Community Arts	3834	266
Cross Agency & Departmental Work	1124	1000
Projects	809	940
Sub totals	<b>7589</b>	<b>3336</b>
	<b>10925</b>	

## Other Measures

The Arts Council also require a further breakdown of information such as; number of under 11's, 12 to 18 and adult sessions' along with the overall number of arts session and professional artists employed.

## Financial Measures

We measure the return on every £1 we invest in Arts Development, on average we fundraise over £250,000 (including capital) per year with a budget of £14,000